

ryf ag



Ryf AG
Bettlachstrasse 2
2540 Grenchen
tel 032 654 21 00
fax 032 654 21 09
www.ryfag.ch

Vision
ENGINEERING



EVOCAM

Power your productivity

Full-HD (1080p) digital microscope

- Stunning full-HD 1080p/60fps live video image quality
- Effortlessly capture full-HD images direct to USB memory stick (without a PC)
- High quality stand options, built for precision and stability
- Stand-alone, direct to monitor simplicity



FM 557119

Vision Engineering Ltd has been certified for the quality management system ISO 9001:2008.

Unlock the power of full-HD imaging with the EVO Cam high performance digital microscope...

Full-HD live video imaging (1080p/60fps) brings to life a macroscopic world in stunning detail, with magnification options up to 300x and full auto focus to ensure ultra-sharp imaging at all times. Capture full-HD images at the touch of a button (without a PC).



Effortlessly capture full-HD images direct to USB memory stick (without a PC).



Stunning full-HD 1080p/60fps live video image quality.



High quality stand options, built for precision and stability.



EVO Cam is optimised for quality control, testing, inspection and documentation, simplifying precision magnification tasks allowing you to focus on the details.

Highlights

- Live video streaming with exceptional full-HD 1080p/60fps image quality.
- Large 30:1 optical zoom range with wide range of magnification options (up to 300x).
- Simplicity to view whole samples, or the smallest detail at the touch of a button.
- Effortlessly capture full-HD images direct to USB memory stick (without a PC).
- High quality stand options, built for precision and stability. Ideal for industrial and life science applications.
- Stand-alone, direct to monitor simplicity.



Power your productivity

EVOCAM

Exceptional image quality

Leading specification optical performance makes EVO Cam a supremely powerful imaging solution.

- View whole samples, then zoom into the smallest detail with the 30:1 optical zoom.
- Range of wide-field and precision objective lenses providing zoom magnification options up to 300x. Parfocal and parcentric zoom optics means no re-focusing is required when changing magnification.
- Auto (and manual) focus, with auto control of other camera settings (white balance, exposure, brightness) ensures ultra-sharp, high contrast imaging at all times.
- View more detail in shadows and highlights with Wide Dynamic Range (WDR) and Visual Enhancement (VE) modes. Ideal for high contrast subjects, such as reflective metals.

Exceptional simplicity

Simplicity is at the heart of EVO Cam. Intuitive operation minimises any training requirement, making EVO Cam ideal for multiple users, such as production environments.

- Simplicity of stand-alone operation (without a PC). Capture full-HD images direct to USB memory stick at the touch of a button.
- Know where you are at all times. An 'overview' function allows quick and convenient sample orientation, with on-screen magnification and on/off crosshair display.

Find out more at: www.visioneng.com/evocam »



Illumination

- Integral 8-point LED ringlight ensures optimum shadow-free illumination for all applications. Colour temperature 5500K.
- Transmitted substage illumination option permits viewing of a wider range of sample types.

High performance optics

A range of objective lens options ensure stunning results for any application, whether for high magnification, high precision detail work, or for manipulation, re-work and assembly tasks requiring an extra-long working distance.



Precision objective lenses

Ultra-high resolution and contrast, optimised for precision magnification work with definition excellence. Anti-reflective coating and 52mm filter thread.

Objective lens	0.45x	0.62x	1.0x
Magnification zoom range*	4.0x – 69x (135x)**	5.5x – 93x (184x)**	8.9x – 150x (300x)**
Working distance	176mm	128mm	75mm
Field of view at min. zoom	134mm x 75mm	95mm x 53mm	55mm x 31mm
Field of view at max. zoom	8.0mm x 4.5mm (4.0mm x 2.2mm)**	5.7mm x 3.2mm (2.8mm x 1.6mm)**	3.3mm x 1.9mm (1.6mm x 0.9mm)**

Wide-field objective lenses

Wide field of view, suited for larger subjects. An extra-long working distance provides maximum flexibility and large zoom range for flexible operations. Anti-reflective coating and 52mm filter thread.

Objective lens	4 dioptre	5 dioptre
Magnification zoom range*	1.9x – 53x (106x)**	2.4x – 65x (130x)**
Working distance	250mm	200mm
Field of view at min. zoom	295mm x 172mm	234mm x 137mm
Field of view at max. zoom	10.3mm x 5.8mm (5.1mm x 2.9mm)**	8.2mm x 4.6mm (4.1mm x 2.3mm)**

* with 25" monitor
** with 2x digital zoom

Camera specification

Leading specification optical performance makes EVO Cam a supremely powerful imaging solution.

Camera zoom	30x optical; 2x digital
Camera resolution	Full-HD 1080p, 1920x1080, 1/2.8" CMOS
Frame rate	60fps
Output	HDMI out
Saved file type	.bmp

Remote control console option

In addition to convenient operation of all main functions, the remote control console option provides additional functionality, including:



- Customisable overlay grid and movable cursors for simple on-screen measurement.
- 3x memory settings (illumination, magnification and focus position), allowing optimised settings to be saved/recalled for individual samples.
- Customised camera gain and iris settings, enabling enhanced control of image brightness and depth of focus.

Measurement

EVO Cam includes simple on-screen measurement capability, with customisable overlay grid and cursors. Requires remote control console option.

- Customisable overlay grid allows quick on-screen sizing.
- Cursor mode overlays two movable horizontal and vertical lines, allowing measurement of X,Y values, with results displayed on-screen.



EVO Cam stand options

Multi-axis stand

- Precise and robust, ideal for industrial applications where maximum work space is desired.
- Integrated gas strut provides counter-balanced adjustability, making operation quick and effortless. Switch between tall components and flat samples with ease.
- Available with platform base, or mounted directly to the work surface.

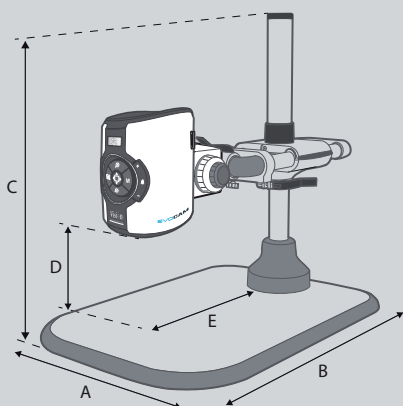
Ergo stand

- Small footprint providing exceptional stability for high magnification use.
- Transmitted substage illumination option permits viewing of a wider range of sample types.
- Floating stage option provides sensitive control for accurate inspection of samples; ideal for inspecting fragile samples, or for avoiding contamination by handling.



View full details at: www.visioneng.com/evocam »

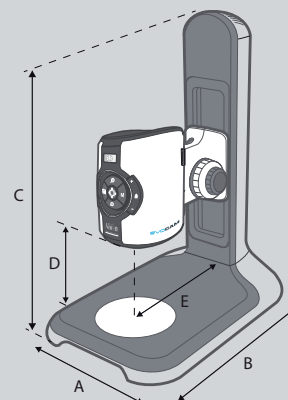
Technical details



Multi-axis stand dimensions:

- A = 455mm (184mm*)
- B = 682mm - 830mm
- C = 691mm max.
- D = 279mm max.
(less working distance)
- E = 439mm max.

* without platform base.



Ergo stand dimensions:

- A = 280mm
- B = 420mm
- C = 515mm
- D = 192mm max.
(less working distance)
- E = 200mm



Effortlessly capture full-HD images direct to USB memory stick (without the need for a PC).

Double-arm boom stand

- Designed specifically for applications requiring extended reach, without compromising stability.
- Easy adjustability allows precise positioning and alignment.
- Available with platform base, or with clamp for mounting directly to the work surface.



Articulated arm stand

- Designed for applications requiring extended reach, with ultimate flexibility.
- Multi-point adjustability allows precise positioning and alignment.



Single-arm boom stand

- High stability boom stand, ideal for larger specimens.
- Cost-effective stand option, complete with heavy duty platform base.



Bench stand


- Compact unit with low-profile base and integral transmitted substage illumination.
- Floating stage option provides sensitive control for accurate inspection of samples.




View full details at: www.visioneng.com/evocam »

Floating stage

A floating stage option for the Ergo stand and Bench stand provides smooth and precise control, ideal for checking uniformity of components, or inspecting fragile or sensitive samples.





Electronics

An exceptionally large field of view and fatigue-free operation makes EVO Cam ideal for electronics PCB inspection. View the whole PCB, then zoom in to check solder joint quality in stunning detail.



Medical devices

From stents to catheters, hearing aids to surgical implements, medical device components require 100% inspection to the highest possible standards.

View ultra-sharp, high contrast images in microscopic detail, then capture at the touch of a button.




Agriculture

Whether viewing the effects of pesticides on plants, or dissecting and analysing seeds, the image quality and crisp colour rendition of EVO Cam provides a powerful and flexible solution for a wide range of tasks.

Plastics and rubber

A wide range of plastic and rubber components such as seals, caps and closures, or packaging materials are precision manufactured to tight tolerances, making quality inspection essential.

Stunning true colour, high contrast imaging makes tasks such as flash removal easy.



Precision engineering

Precision engineered components cover a very wide range of industries, from aerospace and automotive applications, to watchmaking and general manufacturing.

Stunning live video imaging with amazing simplicity makes EVO Cam an invaluable tool to aid any visual inspection task.



Entomology

Photo-documentation of insects can be challenging with traditional microscope cameras. Exceptional image quality, a wide zoom magnification range and crisp colour rendition makes EVO Cam the perfect fit for entomologists.



Work in complete comfort...

EVOCAM

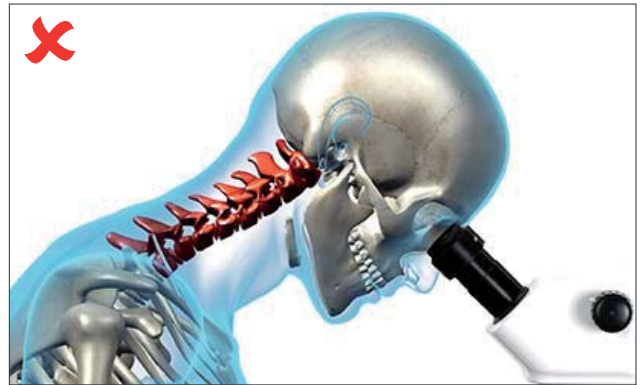
The ergonomic advantage

EVO Cam allows operators to work in complete comfort, liberating users from the restrictive working practices of eyepiece microscopes. No eyepieces need adjusting. The monitor image can immediately be viewed by any user, ensuring a comfortable working position is maintained at all times.

Users benefit from dramatically improved comfort and ease of use; businesses benefit from increased productivity and efficiency, driving quality improvements and reduced costs.

Read about our ergonomic advantage:
www.visioneng.com/ergonomics »

“ Good ergonomics is not a ‘nice to have’ feature, but critical to operator performance and productivity ,”



Lynx EVO eyepiece-less stereo microscope

Part of a range of world-leading ergonomic magnification solutions, Lynx EVO is the latest generation of eyepiece-less stereo microscope from Vision Engineering. Lynx EVO liberates users from restrictive working practices, opening up a world of enhanced efficiency through stunning 3D stereo imaging and unrivalled ergonomic performance.

Find out more: www.visioneng.com/lynxevo »

More about Vision Engineering...

About us

Vision Engineering has been designing and manufacturing ergonomic microscopes for over 50 years.

With a philosophy of design innovation, Vision Engineering holds world patents for a number of optical techniques which significantly improve microscope ergonomics.

To date, over 300,000 eyepiece-less microscopes have been installed for both industry and life science applications.

ISO 9001:2008

Vision Engineering Ltd is certified for the quality management system ISO 9001:2008.



FM 557119

Service and support

Vision Engineering has a network of international offices throughout North and South America, Europe, Asia, Australasia and South Africa, supported by fully trained distributor partners. Full user training, service, and support is available, ensuring the highest levels of customer support is maintained.

Company history

Vision Engineering was founded in 1958 by Rob Freeman, a toolmaker who had previously worked as a race mechanic with the Jaguar Racing Team. While at Jaguar, Rob developed a borescope for inspecting internal race engine parts without the need for disassembly.

Subsequently he formed Vision Engineering as a means of applying his expertise in optics to manufacturing technology.

Over the years Vision Engineering has supplied leading technology inspection and measurement solutions to improve quality and productivity in thousands of the world's leading companies.



Xpress 'field of view' video measuring machine.



Swift-Duo dual optical and video measuring system.

Stereo microscopes

Vision Engineering's acclaimed eyepiece-less stereo microscopes offer stunning 3D (stereo) imaging combined with unrivalled ergonomics. The patented eyepiece-less designs liberate users from restrictive working practices, opening up a world of enhanced efficiency and productivity.

With more than 50 years' experience in the design and manufacture of innovative optical solutions, Vision Engineering has the expertise to advise you on the best solution for your application.

www.visioneng.com/stereo

Digital inspection

Take advantage of the power of digital imaging with Vision Engineering's range of digital video inspection systems. High resolution images combined with simple operation make digital inspection a powerful alternative for any task requiring precision magnification.

The range includes handheld digital solutions for inspection on the move, to full-HD digital imaging with real-time video, for instant results.

www.visioneng.com/digital

Non-contact measurement

Measurement applications vary greatly. This is reflected in the wide range of measurement solutions provided by Vision Engineering.

Vision Engineering manufacture a full range of non-contact measuring systems, including 'workshop' measuring microscopes, dual optical and video measuring systems, plus the latest ultra-fast 'field of view' measurement systems.

Vision Engineering also has a suite of inspection systems and software solutions, designed for simple on-screen dimensioning.

www.visioneng.com/measurement

Contract Manufacturing Services

From product design and design for manufacture, to full production and logistics, Vision Engineering's Manufacturing Services offer comprehensive contract design and manufacturing solutions, giving you access to the latest technology, as well as a highly experienced team of designers and engineers.

With over 50 years of experience in the design, development and exploitation of hi-tech products and instrumentation, Vision Engineering Manufacturing Services has the capabilities to turn ideas into reality.

www.visioneng.com/manufacturingservices



A full range of ergonomic stereo microscopes and digital inspection solutions are available.

For more information...

Vision Engineering has a network of offices and technical distributors around the world. For more information, please contact your Vision Engineering branch, local authorised distributor, or visit our website.

Distributor

ryf ag



Ryf AG
Bettlachstrasse 2
2540 Grenchen
tel 032 654 21 00
fax 032 654 21 09

www.ryfag.ch



Disclaimer – Vision Engineering Ltd. has a policy of continuous development and reserves the right to change or update, without notice, the design, materials or specification of any products. The information contained within this brochure/datasheet and to discontinue production or distribution of any of the products described.

